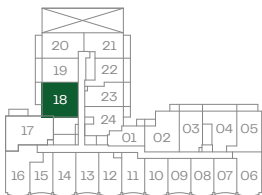


# The Serene

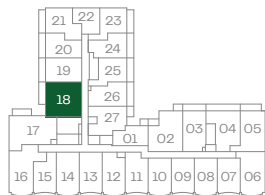
2B+D.06.BF | 2 Bedroom + Den

Interior: 930 sq. ft.    Exterior: 116 sq. ft.    Total: 1,046 sq. ft.

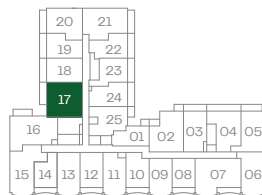
# Claystone



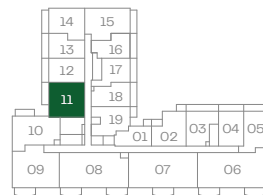
LEVEL 2



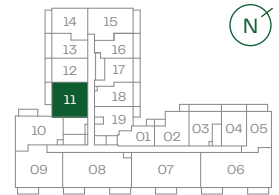
LEVELS 3 & 4



LEVEL 5



LEVEL 6



LEVEL 7

Dimensions, specifications, layouts and materials are approximate only and are subject to change without notice. Tile patterns may vary. Risers and Window sizes and location, may vary. Actual usable floor space may vary from stated floor area. Balcony and terrace area is approximate and may vary in size floor to floor due to architectural detail. The purchaser acknowledges that the actual unit purchased may be a reverse layout to the plan shown. See Sales Representative for full details. E. & O. E.

